

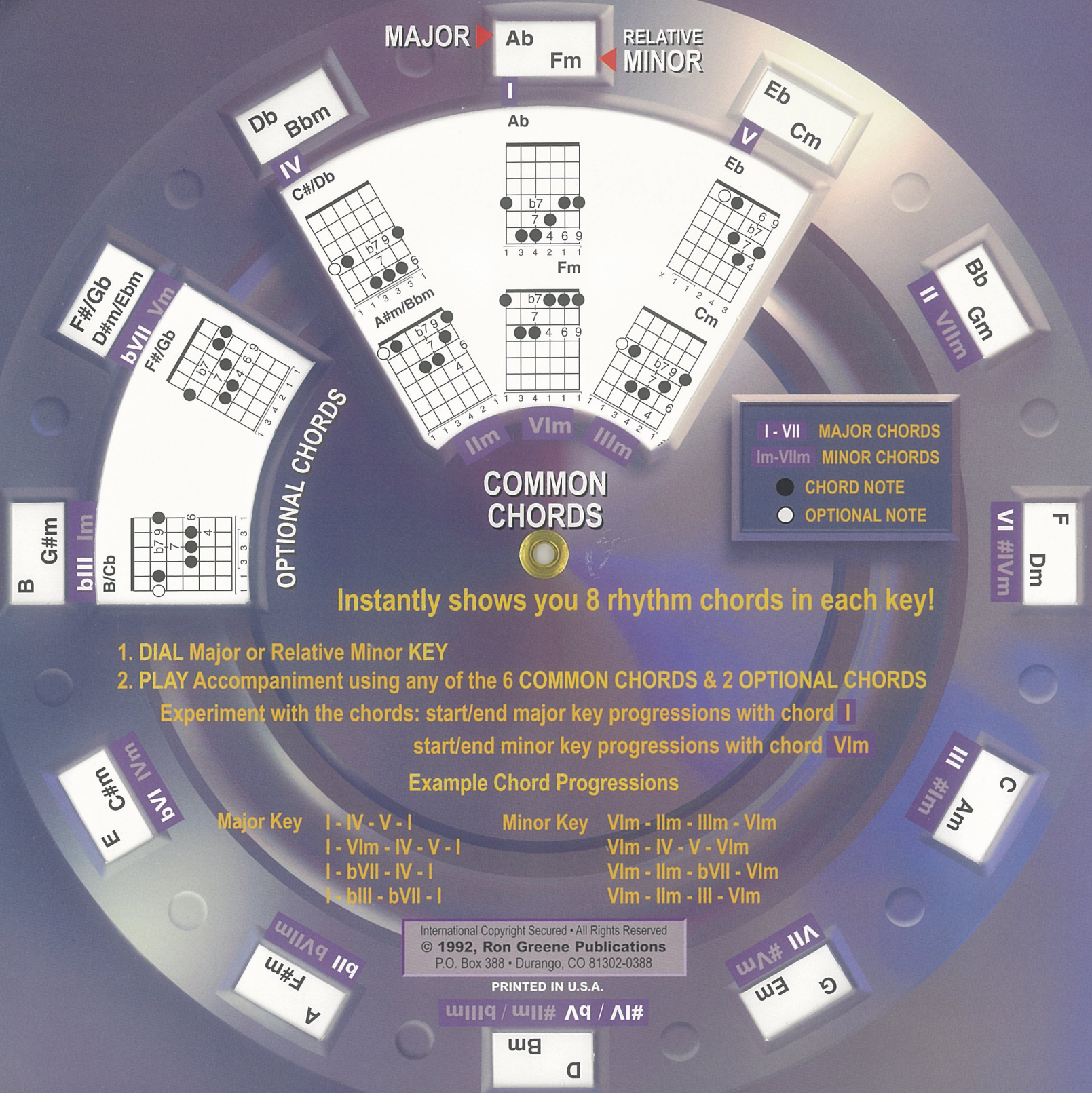
**THE
ULTIMATE
REFERENCE GUIDE**

Ron Greene's RHYTHM GUITAR DIAL™

Easily Play, Create or Improvise Rhythm Accompaniment Chords in Any Key!

KEY

MAJOR → **Ab** ← RELATIVE MINOR
Fm



I - VII MAJOR CHORDS
Im-VIIm MINOR CHORDS
 ● CHORD NOTE
 ○ OPTIONAL NOTE

Instantly shows you 8 rhythm chords in each key!

1. DIAL Major or Relative Minor KEY
2. PLAY Accompaniment using any of the 6 COMMON CHORDS & 2 OPTIONAL CHORDS

Experiment with the chords: start/end major key progressions with chord **I**
 start/end minor key progressions with chord **VIIm**

Example Chord Progressions

Major Key	I - IV - V - I	Minor Key	VIIm - IIIm - IIIIm - VIIm
	I - VIIm - IV - V - I		VIIm - IV - V - VIIm
	I - bVII - IV - I		VIIm - IIIm - bVII - VIIm
	I - bIII - bVII - I		VIIm - IIIm - III - VIIm

International Copyright Secured • All Rights Reserved
 © 1992, Ron Greene Publications
 P.O. Box 388 • Durango, CO 81302-0388

PRINTED IN U.S.A.

#IV / bV / bVI / #IIIIm / bIIIm

CIRCLE OF FIFTHS

THE ULTIMATE REFERENCE GUIDE

Ron Greene's RHYTHM GUITAR DIAL™

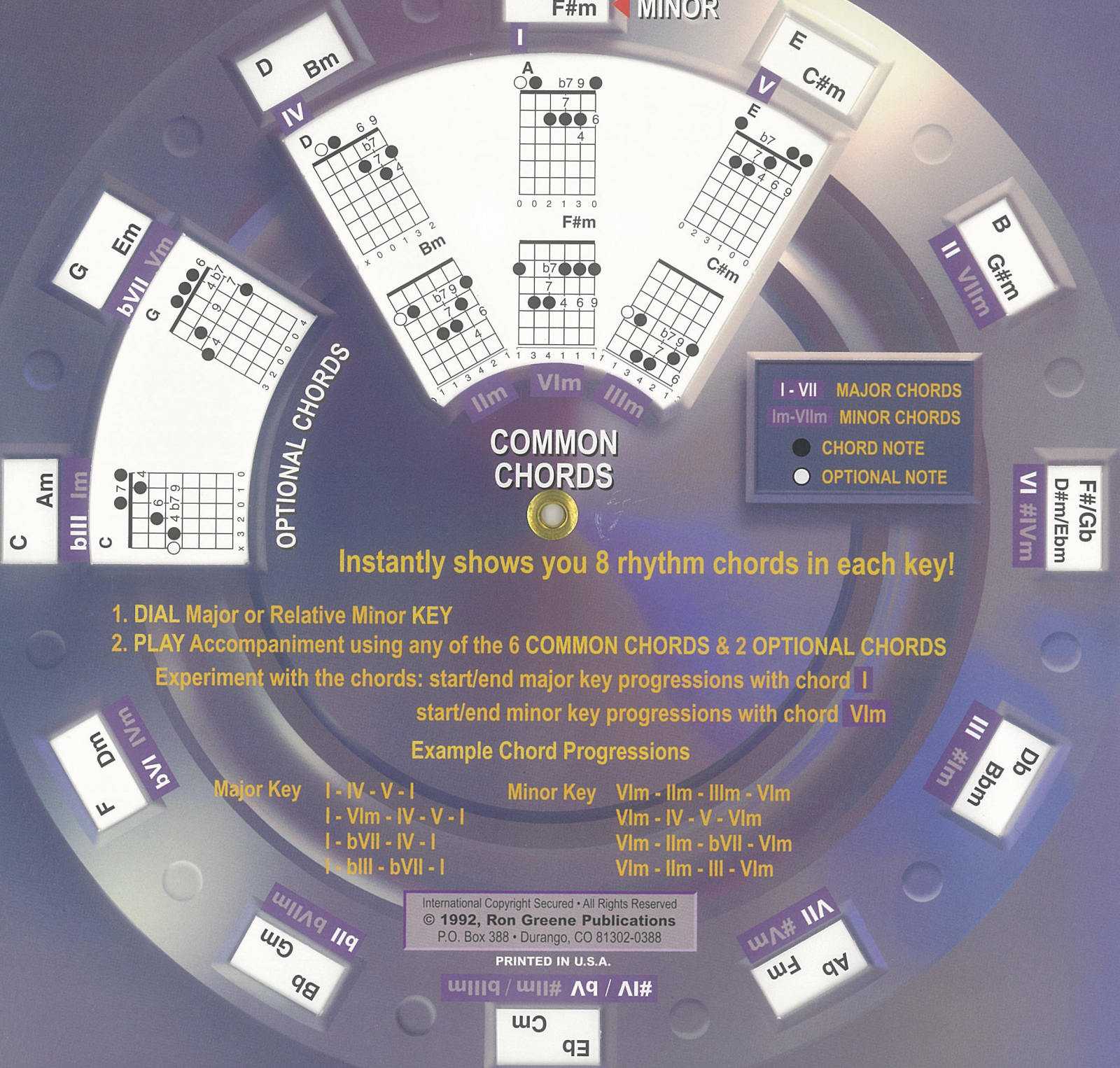
Easily Play, Create or Improvise Rhythm Accompaniment Chords in Any Key!

KEY

MAJOR →

A
F#m

← RELATIVE MINOR



Instantly shows you 8 rhythm chords in each key!

1. DIAL Major or Relative Minor KEY
2. PLAY Accompaniment using any of the 6 COMMON CHORDS & 2 OPTIONAL CHORDS

Experiment with the chords: start/end major key progressions with chord **I**
start/end minor key progressions with chord **VI**

Example Chord Progressions

Major Key	I - IV - V - I	Minor Key	VI - i - III - VI
	I - VI - IV - V - I		VI - IV - V - VI
	I - bVII - IV - I		VI - i - bVII - VI
	I - bIII - bVII - I		VI - i - III - VI

International Copyright Secured • All Rights Reserved
© 1992, Ron Greene Publications
P.O. Box 388 • Durango, CO 81302-0388

PRINTED IN U.S.A.

#IV / bV / #III / bII

Cm
Eb

CIRCLE OF FIFTHS

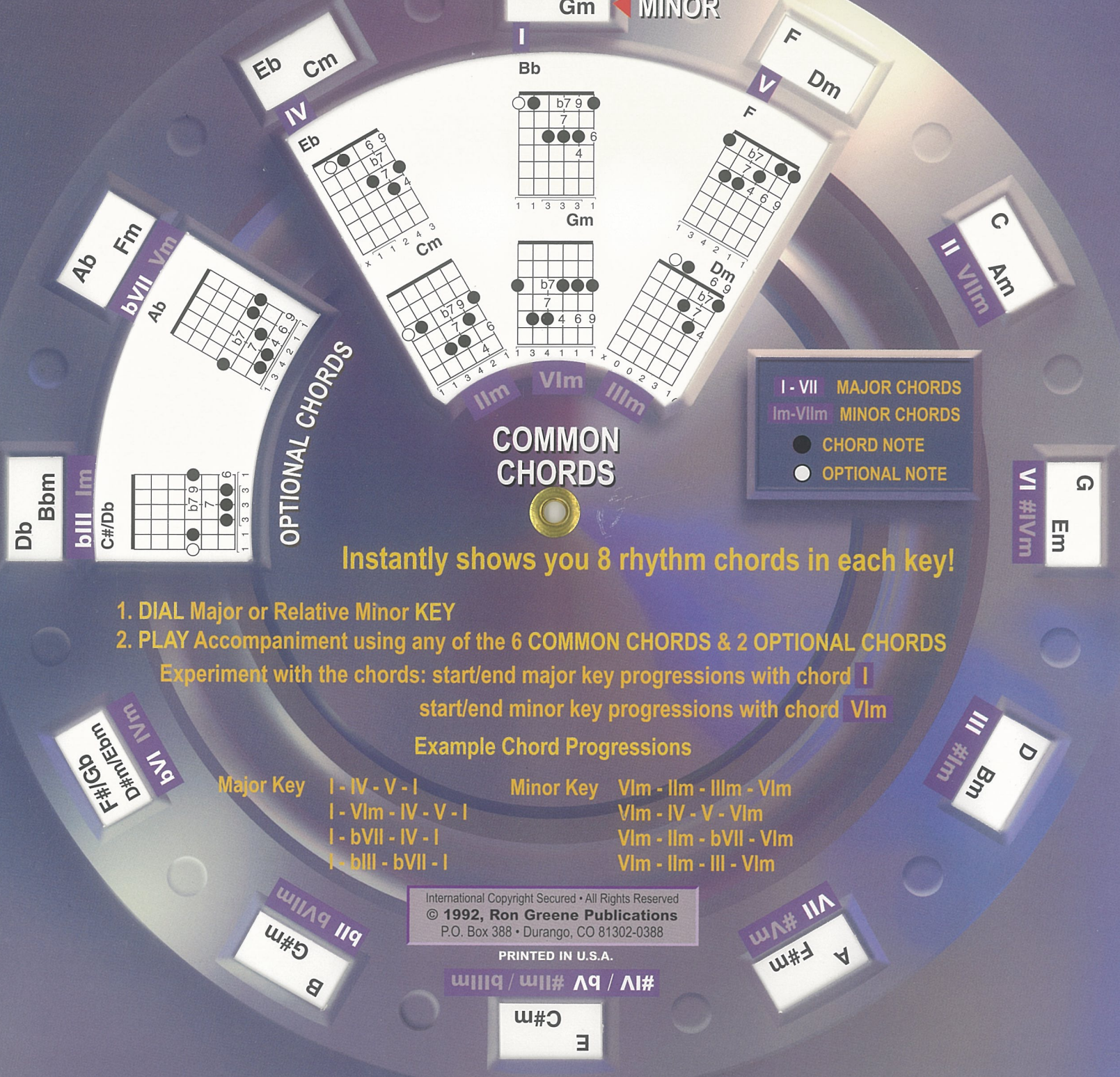
THE ULTIMATE REFERENCE GUIDE

Ron Greene's RHYTHM GUITAR DIAL™

Easily Play, Create or Improvise Rhythm Accompaniment Chords in Any Key!

KEY

MAJOR → **Bb** ← RELATIVE MINOR
Gm



Instantly shows you 8 rhythm chords in each key!

1. DIAL Major or Relative Minor KEY
2. PLAY Accompaniment using any of the 6 COMMON CHORDS & 2 OPTIONAL CHORDS

Experiment with the chords: start/end major key progressions with chord I
 start/end minor key progressions with chord VIIm

Example Chord Progressions

- | | | | |
|------------------|-----------------------|------------------|--------------------------|
| Major Key | I - IV - V - I | Minor Key | VIIm - IIm - IIIm - VIIm |
| | I - VIIm - IV - V - I | | VIIm - IV - V - VIIm |
| | I - bVII - IV - I | | VIIm - IIm - bVII - VIIm |
| | I - bIII - bVII - I | | VIIm - IIm - III - VIIm |

International Copyright Secured • All Rights Reserved
 © 1992, Ron Greene Publications
 P.O. Box 388 • Durango, CO 81302-0388

PRINTED IN U.S.A.

#IV / bV / bVI / bVII / bVIII

◀ CIRCLE OF FIFTHS ▶

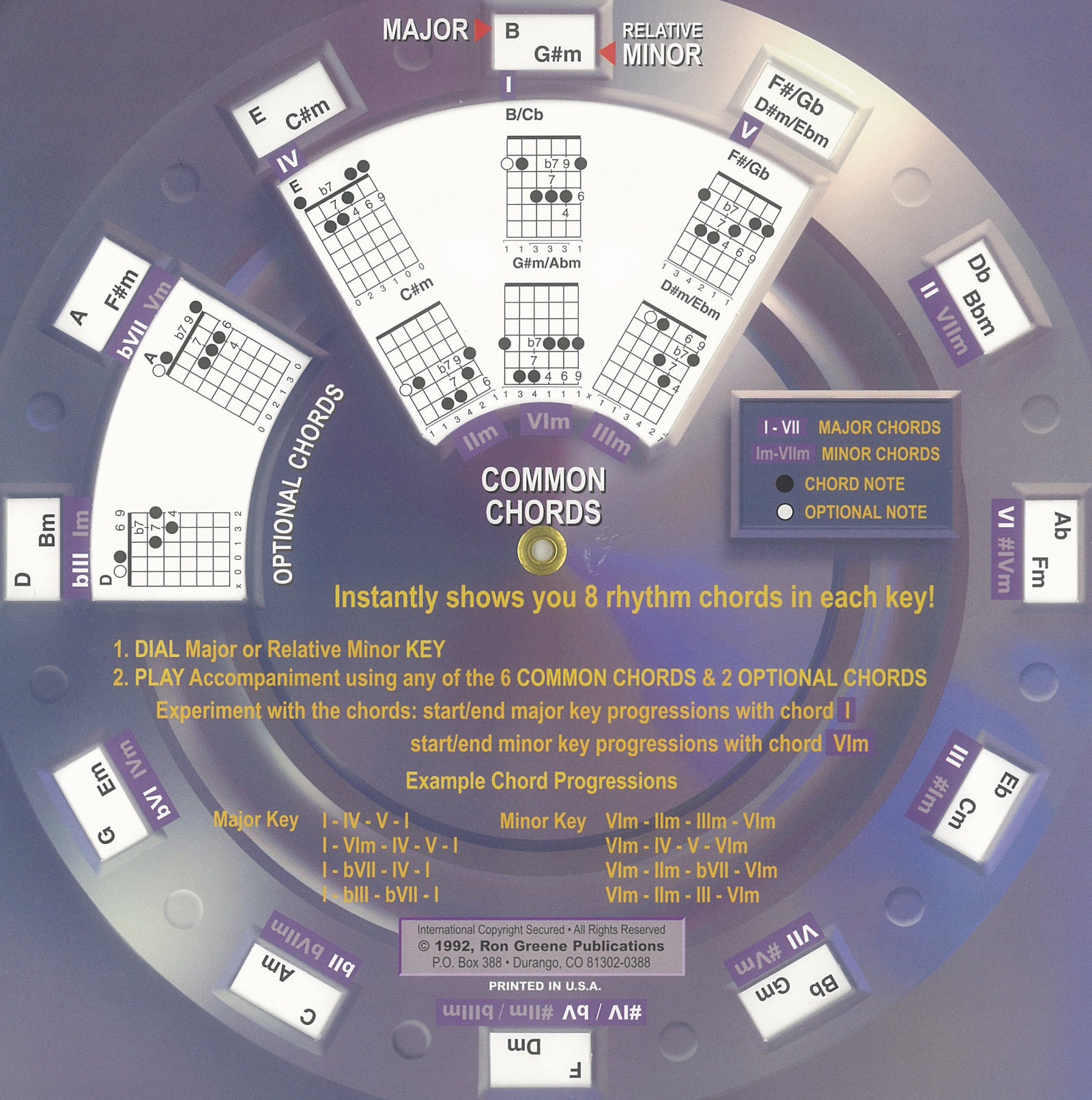
THE ULTIMATE REFERENCE GUIDE

Ron Greene's RHYTHM GUITAR DIAL™

Easily Play, Create or Improvise Rhythm Accompaniment Chords in Any Key!

KEY

MAJOR → **B** ← RELATIVE MINOR
G#m



I - VII MAJOR CHORDS
Im - VIIm MINOR CHORDS
 ● CHORD NOTE
 ○ OPTIONAL NOTE

COMMON CHORDS

Instantly shows you 8 rhythm chords in each key!

1. DIAL Major or Relative Minor KEY
2. PLAY Accompaniment using any of the 6 COMMON CHORDS & 2 OPTIONAL CHORDS

Experiment with the chords: start/end major key progressions with chord **I**
 start/end minor key progressions with chord **VIIm**

Example Chord Progressions

Major Key	I - IV - V - I	Minor Key	VIIm - IIIm - IIIIm - VIIm
	I - VIIm - IV - V - I		VIIm - IV - V - VIIm
	I - bVII - IV - I		VIIm - IIIm - bVII - VIIm
	I - bIII - bVII - I		VIIm - IIIm - III - VIIm

International Copyright Secured • All Rights Reserved
 © 1992, Ron Greene Publications
 P.O. Box 388 • Durango, CO 81302-0388

PRINTED IN U.S.A.

#IV / bV / #IIIm / bIIIm

◀ CIRCLE OF FIFTHS ▶

**THE
ULTIMATE
REFERENCE GUIDE**

Ron Greene's

RHYTHM GUITAR DIAL™

Easily Play, Create or Improvise Rhythm Accompaniment Chords in Any Key!

KEY

MAJOR ▶

C

RELATIVE
MINOR

Am

I

C

Am

Am

Am

Am

Am

Am

Am

Am

Am

Am

Am

Am

Am

Am

Am

Am

Am

Am

Am

Am

Am

Am

Am

Am

Am

Am

Am

Am

Am

Am

Am

Am

Am

Am

Am

Am

Am

Am

Am

Am

Am

COMMON CHORDS

- I - VII MAJOR CHORDS
- Im - VIIm MINOR CHORDS
- CHORD NOTE
- OPTIONAL NOTE

Instantly shows you 8 rhythm chords in each key!

1. DIAL Major or Relative Minor KEY
2. PLAY Accompaniment using any of the 6 COMMON CHORDS & 2 OPTIONAL CHORDS

Experiment with the chords: start/end major key progressions with chord I
start/end minor key progressions with chord VI m

Example Chord Progressions

Major Key	I - IV - V - I	Minor Key	VI m - II m - III m - VI m
	I - VI m - IV - V - I		VI m - IV - V - VI m
	I - bVII - IV - I		VI m - II m - bVII - VI m
	I - bIII - bVII - I		VI m - II m - III - VI m

International Copyright Secured • All Rights Reserved
© 1992, Ron Greene Publications
P.O. Box 388 • Durango, CO 81302-0388

PRINTED IN U.S.A.

#IV / bV #II m / bIII m

D#/Eb m
F#/Gb

CIRCLE OF FIFTHS

www.musicdials.com

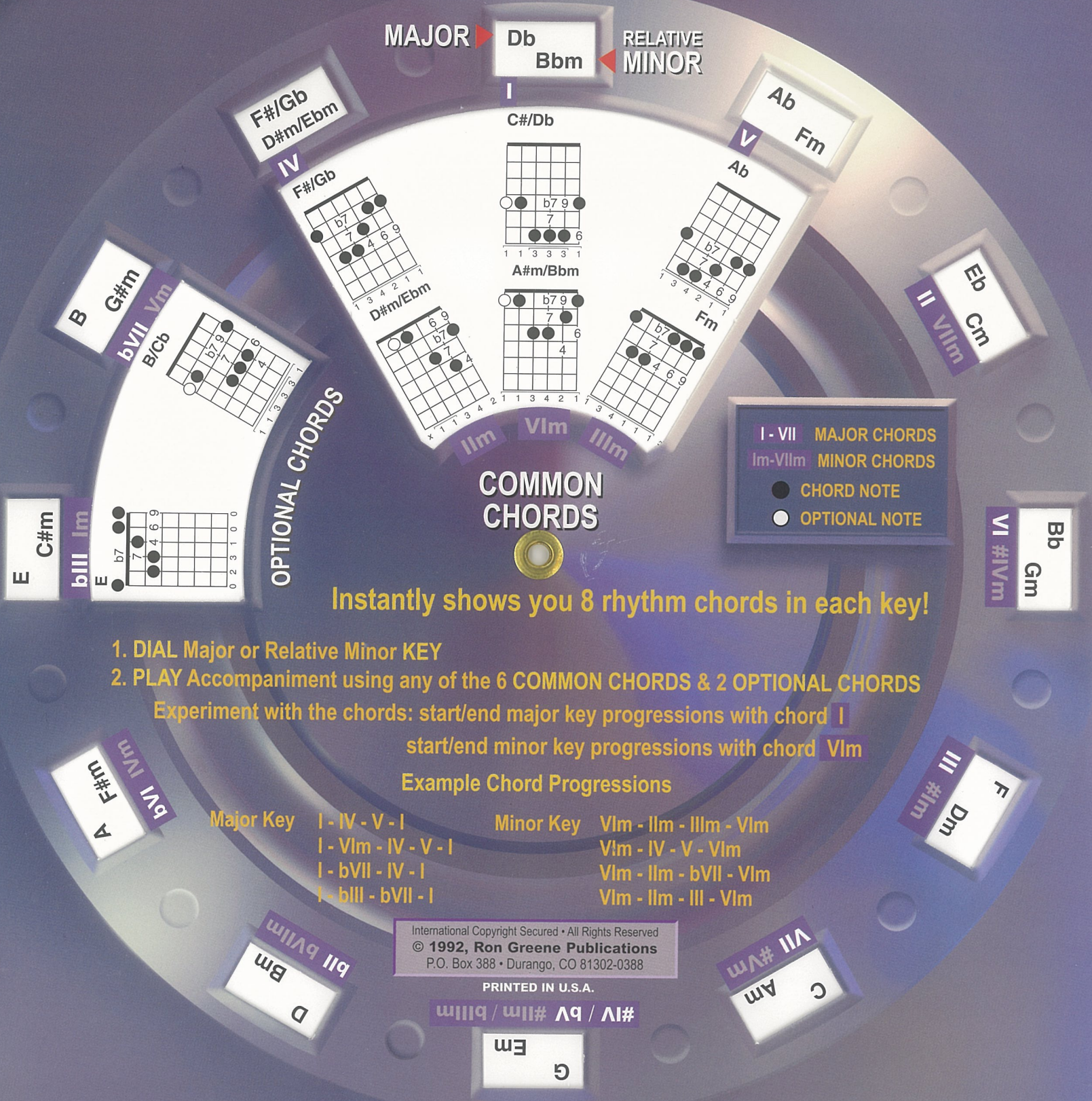
THE ULTIMATE REFERENCE GUIDE

Ron Greene's RHYTHM GUITAR DIAL™

Easily Play, Create or Improvise Rhythm Accompaniment Chords in Any Key!

KEY

MAJOR → **Db** ← RELATIVE MINOR
Bbm



I - VII MAJOR CHORDS
 Im - VIIm MINOR CHORDS
 ● CHORD NOTE
 ○ OPTIONAL NOTE

Instantly shows you 8 rhythm chords in each key!

1. DIAL Major or Relative Minor KEY
2. PLAY Accompaniment using any of the 6 COMMON CHORDS & 2 OPTIONAL CHORDS

Experiment with the chords: start/end major key progressions with chord I
 start/end minor key progressions with chord VI

Example Chord Progressions

Major Key	I - IV - V - I	Minor Key	VI - II - III - VI
	I - VI - IV - V - I		VI - IV - V - VI
	I - bVII - IV - I		VI - II - bVII - VI
	I - bIII - bVII - I		VI - II - III - VI

International Copyright Secured • All Rights Reserved
 © 1992, Ron Greene Publications
 P.O. Box 388 • Durango, CO 81302-0388

PRINTED IN U.S.A.

#IV / bV #III / bIII

◀ CIRCLE OF FIFTHS ▶

**THE
ULTIMATE
REFERENCE GUIDE**

Ron Greene's RHYTHM GUITAR DIAL™

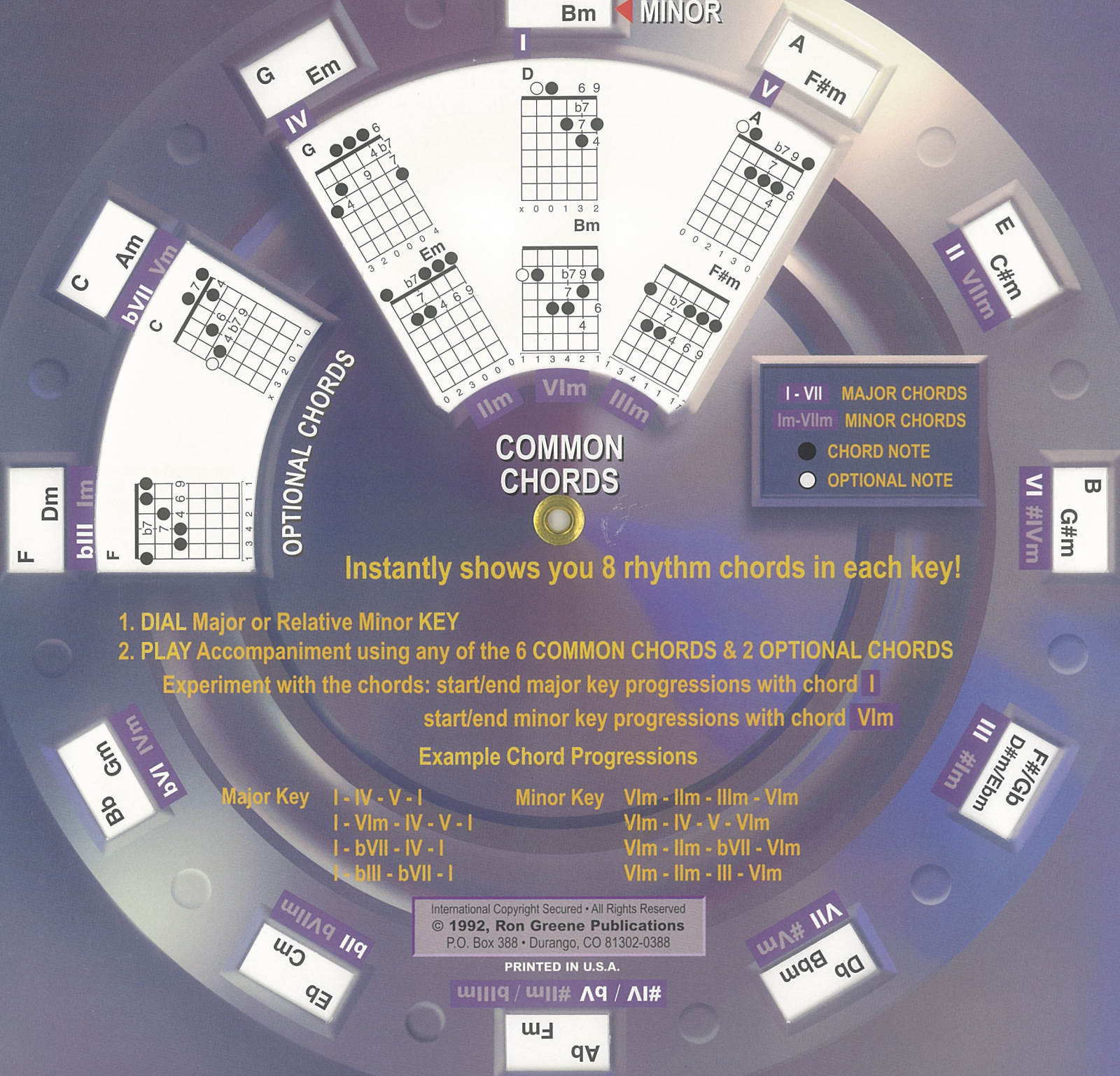
Easily Play, Create or Improvise Rhythm Accompaniment Chords in Any Key!

KEY

MAJOR →

D
Bm

← RELATIVE
MINOR



COMMON CHORDS

I - VII MAJOR CHORDS
Im - VIIm MINOR CHORDS
● CHORD NOTE
○ OPTIONAL NOTE

Instantly shows you 8 rhythm chords in each key!

1. DIAL Major or Relative Minor KEY
2. PLAY Accompaniment using any of the 6 COMMON CHORDS & 2 OPTIONAL CHORDS

Experiment with the chords: start/end major key progressions with chord I
start/end minor key progressions with chord VIIm

Example Chord Progressions

Major Key	I - IV - V - I	Minor Key	VIIm - IIIm - IIIIm - VIIm
	I - VIIm - IV - V - I		VIIm - IV - V - VIIm
	I - bVII - IV - I		VIIm - IIIm - bVII - VIIm
	I - bIII - bVII - I		VIIm - IIIm - III - VIIm

International Copyright Secured • All Rights Reserved
© 1992, Ron Greene Publications
P.O. Box 388 • Durango, CO 81302-0388

PRINTED IN U.S.A.

#IV / bV / bVIIm / bIIIIm

Fm
Ab

◀ CIRCLE OF FIFTHS ▶

www.musicdials.com

**THE
ULTIMATE
REFERENCE GUIDE**

Ron Greene's

RHYTHM GUITAR DIAL™

Easily Play, Create or Improvise Rhythm Accompaniment Chords in Any Key!

KEY

MAJOR ▶

E_b
C_m

◀ RELATIVE MINOR



I - VII MAJOR CHORDS
Im - VII m MINOR CHORDS
 ● CHORD NOTE
 ○ OPTIONAL NOTE

Instantly shows you 8 rhythm chords in each key!

1. DIAL Major or Relative Minor KEY
2. PLAY Accompaniment using any of the 6 COMMON CHORDS & 2 OPTIONAL CHORDS

Experiment with the chords: start/end major key progressions with chord **I**
 start/end minor key progressions with chord **VIm**

Example Chord Progressions

- | | | | |
|------------------|----------------------|------------------|------------------------|
| Major Key | I - IV - V - I | Minor Key | VIm - Ilm - Illm - VIm |
| | I - VIm - IV - V - I | | VIm - IV - V - VIm |
| | I - bVII - IV - I | | VIm - Ilm - bVII - VIm |
| | I - bIII - bVII - I | | VIm - Ilm - III - VIm |

International Copyright Secured • All Rights Reserved
 © 1992, Ron Greene Publications
 P.O. Box 388 • Durango, CO 81302-0388

PRINTED IN U.S.A.

#IV / bV #IIm / bIIm

F#m
A

◀ CIRCLE OF FIFTHS ▶

**THE
ULTIMATE
REFERENCE GUIDE**

Ron Greene's

RHYTHM GUITAR DIAL™

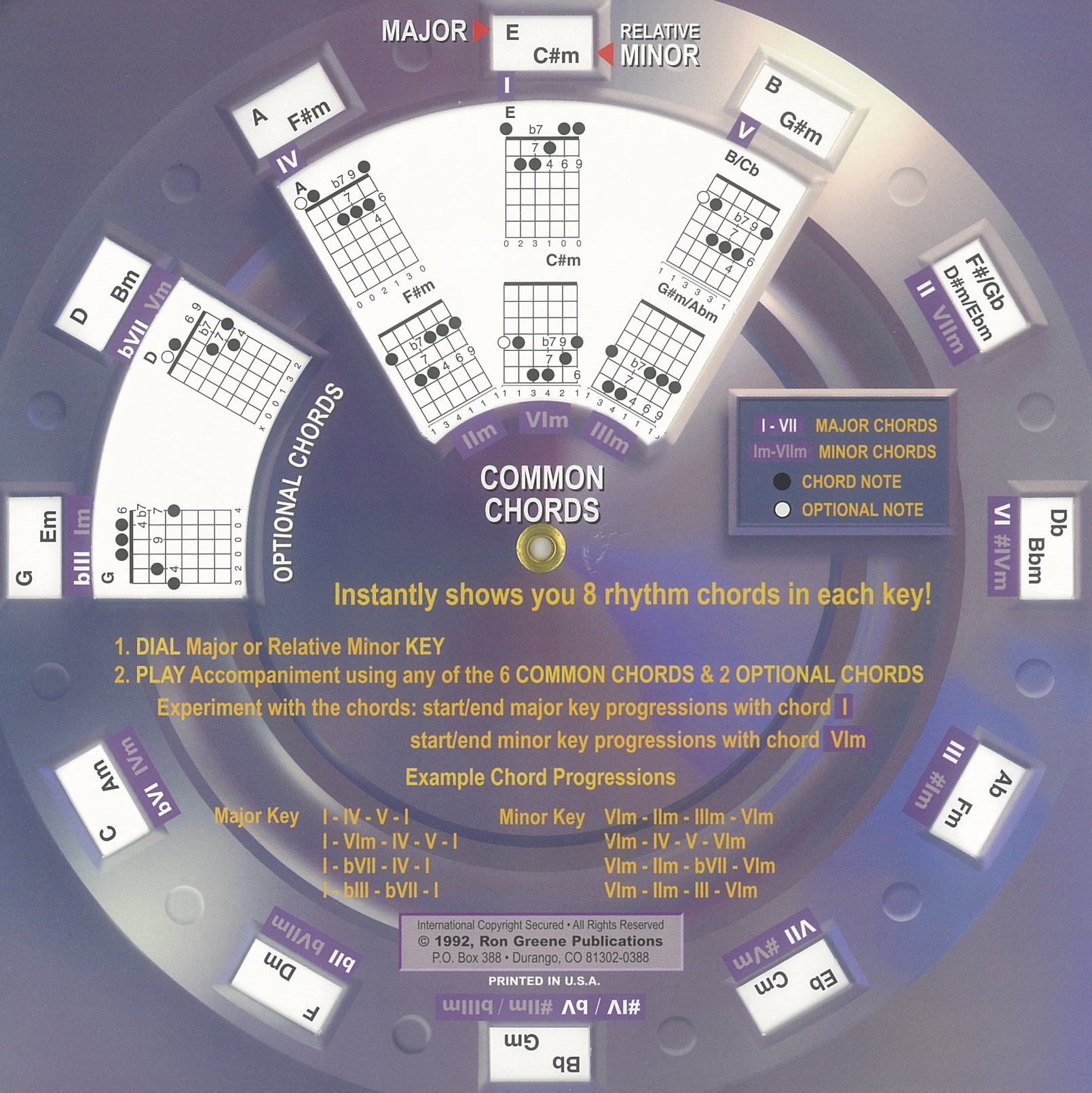
Easily Play, Create or Improvise Rhythm Accompaniment Chords in Any Key!

KEY

MAJOR →

E
C#m

← RELATIVE MINOR



COMMON CHORDS

I - VII MAJOR CHORDS
Im - VIIIm MINOR CHORDS
● CHORD NOTE
○ OPTIONAL NOTE

Instantly shows you 8 rhythm chords in each key!

1. DIAL Major or Relative Minor KEY
2. PLAY Accompaniment using any of the 6 COMMON CHORDS & 2 OPTIONAL CHORDS

Experiment with the chords: start/end major key progressions with chord **I**
start/end minor key progressions with chord **VIIm**

Example Chord Progressions

Major Key	I - IV - V - I	Minor Key	VIIm - IIm - IIIm - VIIm
	I - VIIm - IV - V - I		VIIm - IV - V - VIIm
	I - bVII - IV - I		VIIm - IIm - bVII - VIIm
	I - bIII - bVII - I		VIIm - IIm - III - VIIm

International Copyright Secured • All Rights Reserved
© 1992, Ron Greene Publications
P.O. Box 388 • Durango, CO 81302-0388

PRINTED IN U.S.A.

#IV / bV #IIm / bIIIm

CIRCLE OF FIFTHS

www.musicdials.com

THE ULTIMATE REFERENCE GUIDE

Ron Greene's RHYTHM GUITAR DIAL™

Easily Play, Create or Improvise Rhythm Accompaniment Chords in Any Key!

KEY

MAJOR → **F** ← RELATIVE MINOR
Dm



I - VII MAJOR CHORDS
Im - VIIm MINOR CHORDS
 ● CHORD NOTE
 ○ OPTIONAL NOTE

Instantly shows you 8 rhythm chords in each key!

1. DIAL Major or Relative Minor KEY
2. PLAY Accompaniment using any of the 6 COMMON CHORDS & 2 OPTIONAL CHORDS

Experiment with the chords: start/end major key progressions with chord I
 start/end minor key progressions with chord VIIm

Example Chord Progressions

Major Key	I - IV - V - I	Minor Key	VIIm - IIIm - IIIIm - VIIm
	I - VIIm - IV - V - I		VIIm - IV - V - VIIm
	I - bVII - IV - I		VIIm - IIIm - bVII - VIIm
	I - bIII - bVII - I		VIIm - IIIm - III - VIIm

International Copyright Secured • All Rights Reserved
 © 1992, Ron Greene Publications
 P.O. Box 388 • Durango, CO 81302-0388

PRINTED IN U.S.A.

#IV / bV #IIIm / bIIIm

G#m
B

CIRCLE OF FIFTHS

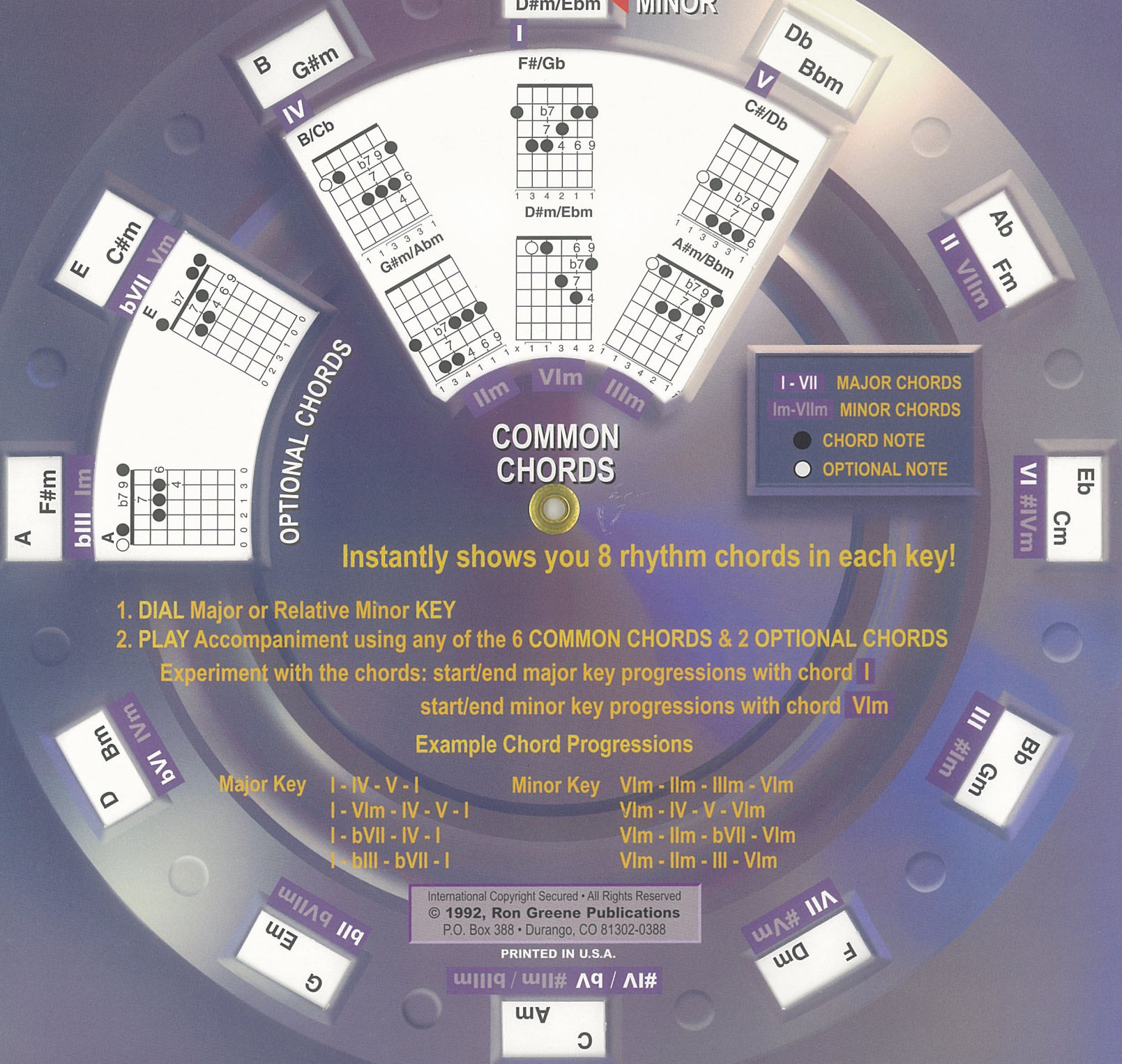
THE ULTIMATE REFERENCE GUIDE

Ron Greene's RHYTHM GUITAR DIAL™

Easily Play, Create or Improvise Rhythm Accompaniment Chords in Any Key!

KEY

MAJOR → **F#/Gb** / **D#/Eb** ← RELATIVE MINOR



I - VII MAJOR CHORDS
Im - VIIm MINOR CHORDS
 ● CHORD NOTE
 ○ OPTIONAL NOTE

Instantly shows you 8 rhythm chords in each key!

1. DIAL Major or Relative Minor KEY
2. PLAY Accompaniment using any of the 6 COMMON CHORDS & 2 OPTIONAL CHORDS

Experiment with the chords: start/end major key progressions with chord **I**
 start/end minor key progressions with chord **VIm**

Example Chord Progressions

Major Key	I - IV - V - I	Minor Key	VIm - IIIm - IIIIm - VIm
	I - VIm - IV - V - I		VIm - IV - V - VIm
	I - bVII - IV - I		VIm - IIIm - bVII - VIm
	I - bIII - bVII - I		VIm - IIIm - III - VIm

International Copyright Secured • All Rights Reserved
 © 1992, Ron Greene Publications
 P.O. Box 388 • Durango, CO 81302-0388

PRINTED IN U.S.A.

#IV / bV / bVII / bIII / bIIIm / bIIIIm

Am

C

◀ CIRCLE OF FIFTHS ▶

THE ULTIMATE REFERENCE GUIDE

Ron Greene's RHYTHM GUITAR DIAL™

Easily Play, Create or Improvise Rhythm Accompaniment Chords in Any Key!

KEY

MAJOR → **G** ← RELATIVE MINOR
Em



Instantly shows you 8 rhythm chords in each key!

1. DIAL Major or Relative Minor KEY
2. PLAY Accompaniment using any of the 6 COMMON CHORDS & 2 OPTIONAL CHORDS

Experiment with the chords: start/end major key progressions with chord I
 start/end minor key progressions with chord VI

Example Chord Progressions

Major Key	I - IV - V - I	Minor Key	VI - III - II - VI
	I - VI - IV - V - I		VI - IV - V - VI
	I - bVII - IV - I		VI - II - bVII - VI
	I - bIII - bVII - I		VI - II - III - VI

International Copyright Secured • All Rights Reserved
 © 1992, Ron Greene Publications
 P.O. Box 388 • Durango, CO 81302-0388

PRINTED IN U.S.A.

#IV / bV #IIIm / bIIIm

Bbm

CIRCLE OF FIFTHS

How to play great sounding rhythm accompaniment chords

Good rhythm accompaniment playing is essential to all forms of music. Emphasis, beat, consistency, technique, tempo, power and aggressiveness are all used to create the feeling of each song. Much music is written around the rhythm chord accompaniment part... so have fun and GET RHYTHM!

The *Rhythm Guitar Dial* shows 8 different chords you can use to play rhythm accompaniment in each key. Other chords may be used, however, these 8 chords are the most frequently used. The 6 "Common Chords" come from the major scale notes and are called scale tone chords. For example, the chord progression I-IV-V-I in the key of C major is the chords C-F-G-C. The 2 "Optional Chords" come from the flatted third and flatted seventh notes of the major scale and can also be used to play songs in each key. Experiment with and have fun playing, creating or improvising great sounding chord progressions in each key.

Common Chords: Scale Tone Chords

Optional Chords

Key	Common Chords: Scale Tone Chords						Optional Chords			
	I major	II minor	III minor	IV major	V major	VI minor	VII diminished	bIII major	bVII major	
C	Am	C	Dm	Em	F	G	Am	B dim	Eb	Bb
Db	Bbm	Db	Ebm	Fm	Gb	Ab	Bbm	C dim	Fb	Cb
D	Bm	D	Em	F#m	G	A	Bm	C# dim	F	C
Eb	Cm	Eb	Fm	Gm	Ab	Bb	Cm	D dim	Gb	Db
E	C#m	E	F#m	G#m	A	B	C#m	D# dim	G	D
F	Dm	F	Gm	Am	Bb	C	Dm	E dim	Ab	Eb
F#	D#m	F#	G#m	A#m	B	C#	D#m	E# dim	A	E
Gb	Ebm	Gb	Abm	Bbm	Cb	Db	Ebm	F dim	Bbb*	Fb
G	Em	G	Am	Bm	C	D	Em	F# dim	Bb	F
Ab	Fm	Ab	Bbm	Cm	Db	Eb	Fm	G dim	Cb	Gb
A	F#m	A	Bm	C#m	D	E	F#m	G# dim	C	G
Bb	Gm	Bb	Cm	Dm	Eb	F	Gm	A dim	Db	Ab
B	G#m	B	C#m	D#m	E	F#	G#m	A# dim	D	A

*VII diminished scale tone chord is infrequently used and not shown on the Rhythm Dial; Bbb=A.

How to play chord extensions

You can easily play chord extensions for any major and minor chords using the chord extension note numbers shown with the chord diagrams. Following is an example showing how the C and Am chords are extended to C7 and Am7 by adding the b7 note:

C	C7	Am	Am7
x 3 2 0 1 0	x 3 2 4 1 0	X 0 2 3 1 0	X 0 2 0 1 0

Chord Notation

- chord note
- optional chord note
- 4, 6, b7, 7, 9 extension notes

Chord Fingering (shown below chord diagram)

- x do not play string
- 1 index finger
- 2 middle finger
- 3 ring finger
- 4 little finger
- 0 play string open
- 2 middle finger
- 4 little finger
- bar symbol means play two or more strings with the same finger.

Chord Extensions

Major	Minor	Add Notes
sus	sus	4
6	m6	6
7	m7	b7
7sus	7sus	4 b7
maj7	m(maj7)	7
9	m9	b7 9
maj9	m9(maj7)	7 9

Chord Extensions in each Key

Chord	Scale Tone Extensions		
I	I6	I maj7	I maj9
II	II6	II maj7	II maj9
III	III6	III maj7	III maj9
IV	IV6	IV maj7	IV maj9
V	V6	V7	V9
VI	VI6	VI maj7	VI maj9
VII	VII6	VII maj7	VII maj9
VIII	VIII6	VIII maj7	VIII maj9

Example extensions for key of C/Am

C	C6	C maj7	C maj9
Dm	Dm6	Dm7	Dm9
Em	Em6	Em7	Em9
F	F6	F maj7	F maj9
G	G6	G7	G9
Am	Am6	Am7	Am9
Bdim	Bdim6	Bdim7	Bdim9

How to transpose

Use the corresponding chord numbers for transposing chords from one key to another. For example, the chords I-IV-V-I in the key of C major are C-F-G-C. The I-IV-V-I chords in a new key such as G major are the chords G-C-D-G.

Notes on the Guitar Neck

